









Pad Application Guide: How to Clean & Restore Any Floor Surface

Twister Methods Guide

◆◆◆◆ Brilliance ◆◆◆◆ High Gloss ◆◆ Gloss ◆ Sheen




Chemical-Free Daily Cleaning

Maintains gloss and cleanliness on coated and uncoated floors in moderate and high traffic areas



-  **Moderate Traffic Areas - all floors - Twister Green** ◆◆◆◆
Use water and Twister Green for daily cleaning in moderate traffic areas to maintain high gloss and cleanliness.
-  **High Traffic Areas - uncoated floors - Twister Pink** ◆◆◆◆◆
Use water and Twister Pink for daily cleaning in high traffic areas to maintain brilliance and cleanliness.
-  **High Traffic Areas - uncoated floors - Twister Blue** ◆◆◆◆
Use water and Twister Blue for daily cleaning in high traffic areas to maintain high gloss and cleanliness.
-  **High Traffic Areas - homogenous ceramic tiles - Twister Orange** ◆◆◆◆
Use water and Twister Orange for daily cleaning of ceramic tiles to maintain gloss and cleanliness.
-  **High Traffic Areas - coated floors - Twister Purple** ◆◆◆◆◆
Use water and Twister Purple for daily cleaning of soft floor finishes to maintain brilliance and cleanliness. Twister Purple is also suitable for daily cleaning of any delicate floor surface.
-  **All Floors - Twister Gray** ◆◆◆◆◆
For high speed polishing of floors, use the Twister Gray pad (<3000 RPM).

Surface Preparation


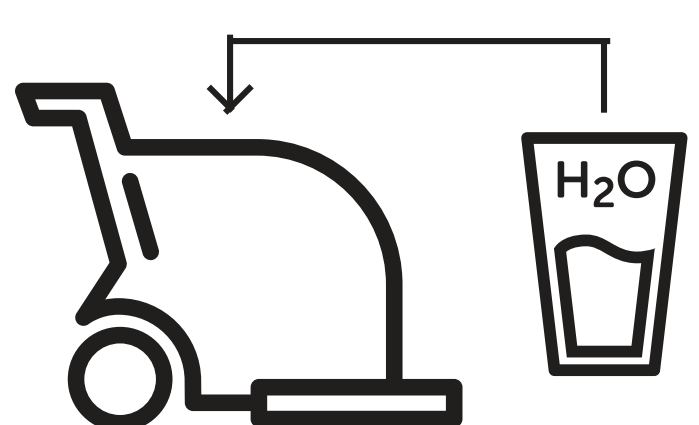

Preparation of the floor surface for either renovation or for the application of floor finish

-  **Chemical-Free Deep Cleaning**
Deep clean to remove the top layer of the floor finish using water and Twister Red.
-  **Chemical-Free Stripping**
Deep clean with water and Twister Extreme Red until the floor finish is removed. Approximately 1-2 passes per each layer of floor finish.
-  **Stain and Etch Repair**
Deep clean with water and Twister Extreme Red until stains and etches are removed.

Removal of orange peel, scratches and lippage, preparing the floor for renovation





-  **Step 1. Twister Hybrid Black**
Remove orange peel and scratches with water and Twister Hybrid Black. Approximately 1 min/10 sq ft, or make 6-10 passes.
-  **Step 2. Twister Hybrid Red**
Continue the process with water and Twister Hybrid Red. Approximately 1 min/10 sq ft, or make 6-10 passes.

Daily Cleaning Instructions:





- 1** 
Mount the Twister Pad on any type of standard cleaning machine.
- 2** 
Pour tap water (no chemicals) into the machine.
- 3** 
That's it. You are now ready to clean.

Renovation



Renovation of gloss and cleanliness of uncoated floors in high traffic areas

-  **Step 1. Twister Orange** ◆
Clean the floor with water and Twister Orange. Make 6-10 passes.
-  **Step 2. Twister Blue** ◆◆◆◆
Clean the floor with water and Twister Blue. Make 6-10 passes.
-  **Step 3 (optional). Twister Pink** ◆◆◆◆◆
Clean the floor with water and Twister Pink. Make 6-10 passes.
-  **Step 4 (optional). Twister Pink** ◆◆◆◆◆
High-speed polish the floor with Twister Pink (<3000 RPM).

Renovation of hard floors

-  **Step 1. Twister White** ◆
Clean the floor with water and Twister White. Make 6-10 passes.
-  **Step 2. Twister Yellow** ◆◆◆◆
Clean the floor with water and Twister Yellow. Make 6-10 passes.
-  **Step 3. Twister Green** ◆◆◆◆◆
Clean the floor with water and Twister Green. Make 6-10 passes.
-  **Step 4 (optional). Twister Green** ◆◆◆◆◆
High-speed polish the floor with Twister Green (<3000 RPM).

Renovation of resilient floors

-  **Step 1. Twister White** ◆
Clean the floor with water and Twister White until marks and stains are removed.
-  **Step 2. Twister Green or Gray** ◆◆◆◆◆
High-speed polish the floor with Twister Green or Gray (<3000 RPM).

www.runyonsurfaceprep.com

Main Office: 800.896.8665 • West Coast: 800.785.7034

Indiana & California Locations • proudly serving the US & Canada



APPLICATION #1

APPLICATION #2

APPLICATION #3